

53FT TRAILER GATEWAY INSTALLATION GUIDE

53 FOOT TRAILERS, OR LARGE CARGO TRAILERS (12-1, 12-2)

STEP ONE: Register your Gateway

To register your gateway refer to Page 6 Step 4 for details.

STEP TWO: Gateway Kit

Unpack your kit and make sure all components are accounted for. Please refer to Page One for the Gateway list of parts.

STEP THREE: Gateway






Mount the Gateway on the inside of the trailer on the roof in the middle “centered (back to front and side-to-side)”. In large trailer installations, it is necessary that you use our 2 Antenna BLE kit (which gives you 3 BLE antennas in total). The kit 4043425 comes with 2 co-axial cables (12-3). Extend the cables fully. Included in the kit are L brackets. Mount the L brackets. Attach the co-axial cables to the L bracket with the nut and lock washer supplied. Screw on the BLE antennas. (12-4)

STEP FOUR: Fiberglass Roof/Aluminum or Metal Trailers

Fiberglass Trailer Roofs – The Cellular/GPS antenna can be mounted inside facing up and has the ability to look through the fiberglass material (12-5, 12-6).

Aluminum or Metal Trailers – Place the antenna puck on the trailer roof (12-7). The cellular/GPS antenna is supplied with adhesive peel-and-stick tape on the bottom. Once positioned and stuck in place, please run an additional bead of silicone around the puck.

Next, drill either one 5/8” hole in the upper side ban to pass through all three Cellular/GPS wires or drill 3 individual 3/8” holes for each wire. Silicone all penetrations (12-8).



53FT TRAILER GATEWAY INSTALLATION GUIDE

STEP FIVE: Taking the Gateway out of Sleep Mode

Simply power up the gateway with the 110-volt transformer.

NOTE: There are actually 3 ways to power the gateway on a 53ft. trailer – The gateway comes with 3 three-year batteries on board – there is no power needed. But if you wanted to power the gateway, power it up with 110 power adapter, or 12V connection. You will get more frequent readings when connected to power.

TIP: In order to reduce cross-talk between gateways, please position your trailers **20 FEET APART**.

